



Paint Test Equipment





Paint Test Equipment

目录

测厚仪

涂层测厚仪	3
湿膜测厚仪	11

喷涂检测

喷漆检测套装	14
--------	----

孔洞检测

电火花检测仪	17
--------	----

附着力

附着力测试仪	24
--------	----

表面轮廓

拓片纸	29
粗糙度比较板	32

表面清洁度

盐分测试套装	35
灰尘测试套装	38
锈蚀等级手册	41
露点仪	44



Paint Test Equipment



涂层测厚仪



Paint Test Equipment

涂层测厚仪

涂层测厚仪使用磁感应或电涡流原理测量金属基底上的所有涂层，确保涂层厚度准确性。



市场上最先进的便携式涂层测厚仪之一，包含以下所有功能。

校准。使用提供的校准箔对任何喷砂轮廓或任何形状的基板进行校准。

校准存储。不同基板和形状的校准设置可以在需要时存储和调用。

数据统计。包含平均值、读数个数、最大值/最小值、变异系数和标准差。

上下限。通过和失败，带有声光报警。

公制/英制单位。测量单位可选。

批处理。测量值可以存储在包含批号、作业编号以及日期和时间的批组中。您也可以返回到以前的批组，查看统计数据并添加或取消读数。

数据存储。下载测量值、统计数据和超限读数可以通过可选的PC连接电缆（CA101）按批组或作业号下载到计算机上，并下载到Microsoft Word或Excel中。

技术参数

精度: ± 1 to 3%.

分辨率 0–1000 μ m/0–2000 μ m: 1 μ m (0.1mil).

分辨率 0–5.00mm: 0.01mm (0.1mil).

分辨率 0–20.0mm: 0.1mm (0.1mil).

符合标准

ISO 2008, ISO19840, ISO 2360, ISO 1461, ISO 2063, ASTM D7091, ASTM E376 and ASTM G12.



Paint Test Equipment

标准配置

在一个充满工业泡沫的手提箱中提供，带有探头、一套8片校准箱和零板。

下面显示的PC数据电缆是可选配的电缆。

可追溯到UKAS的校准证书是可选配的证书。



订货编码

- | | |
|-------|--|
| C5001 | 涂层测厚仪. 含CS301 磁感应探头 0-1000 μ m |
| C5002 | 涂层测厚仪. 含CS302 磁感应探头 0-2000 μ m & 0-5.00mm |
| C5003 | 涂层测厚仪. 含CS303 磁感应探头 1-20.0mm |
| C5004 | 涂层测厚仪. 含CS304 电涡流探头 0-1000 μ m |
| C5005 | 涂层测厚仪. 含CS305 电涡流探头 0-2000 μ m |
| C5006 | 涂层测厚仪. 含CS301 磁感应探头 和 CS304 电涡流探头 0-1000 μ m |
| C5007 | 涂层测厚仪. 含CS302 磁感应探头 0-2000 μ m/0-5.00mm 和 CS304 电涡流探头 0-2000 μ m |
| NC101 | 磁感应探头校准证书 |
| NC102 | 电涡流探头校准证书 |
| NC002 | 校准箱校准证书 |
| CA101 | PC 数据线 |



Paint Test Equipment

磁感应探头

CS301

0–1000 μ m



探头直径: 9mm (360mils).
探头长度: 75mm (3").
最小凸面半径: 4mm (160mils).
最小凹面半径: 25mm (1").
最小测试区域: ϕ 4mm (160mils).

CS302

0–2000 μ m &
0–5.00mm



探头直径: 15mm (600mils).
探头长度: 75mm (3").
最小凸面半径: 10mm (400mils).
最小凹面半径: 50mm (2").
最小测试区域: ϕ 10mm (400mils).

CS303

1–20.0mm



探头直径: 50mm (2").
探头长度: 150mm (6").
最小凸面半径: 100mm (4").
最小凹面半径: 500mm (20").
最小测试区域: ϕ 100mm (4").

CA201

0–1000 μ m



探头直径: 9mm (360mils).
探头长度: 40mm (1.5").
最小凸面半径: 4mm (160mils).
最小凹面半径: 25mm (1").
最小测试区域: ϕ 4mm (160mils).



Paint Test Equipment

磁感应探头

同涂层测厚仪配套使用的磁感应探头可以测量钢铁上的所有非铁磁涂层。例如：在钢铁上喷漆、镀锌、金属喷涂和镀铬等。

精度: ± 1 to 3%

分辨率 CS301: $1\mu\text{m}$ (0.1mil).

分辨率 CS302: 0.01mm (0.1mil).

分辨率 CS303: 0.1mm (0.1mil).

可选配可追溯到UKAS的校准证书。



订货编码

- | | |
|-------|--|
| CS301 | 磁感应探头 0–1000 μm (适用C5001 & C5006 涂层测厚仪) |
| CS302 | 磁感应探头 0–2000 μm & 0–5.00mm (适用C5002, C5007 涂层测厚仪) |
| CS303 | 磁感应探头 1–20.0mm (适用C5003 涂层测厚仪) |
| CA201 | 磁感应直角探头 0–1000 μm (适用C5001 & C5006 涂层测厚仪) |
| NC101 | 磁感应探头校准证书 |



Paint Test Equipment

电涡流探头

CS304

0-1000 μ m



探头直径: 10mm (400mils).

探头长度: 75mm (3").

最小凸面半径: 5mm (200mils).

最小凹面半径: 25mm (1"). Minimum

最小测试区域: ϕ 5mm (200mils).

CS305

0-2000 μ m



探头直径: 10mm (400mils).

探头长度: 75mm (3").

最小凸面半径: 5mm (200mils).

最小凹面半径: 25mm (1").

最小测试区域: 5mm (200mils).

CA202

0-1000 μ m



探头直径: 10mm (400mils).

探头长度: 40mm (1.5").

最小凸面半径: 5mm (200mils).

最小凹面半径: 25mm (1").

最小测试区域: 5mm (200mils).



Paint Test Equipment

电涡流探头

同涂层测厚仪配套使用的电涡流探头用于测量非铁基材上的所有绝缘涂层。例如：铝上的喷漆，不锈钢上的喷漆和铝上的阳极氧化等。

精度: ± 1 to 3%.

分辨率 CS304, CS305 & CA202: $1\mu\text{m}$ (0.1mil).

可选配可追溯到UKAS的校准证书。



订货编号

- | | |
|-------|---|
| CS304 | 电涡流探头 0–1000 μm (适用 C5004 & C5006 涂层测厚仪) |
| CS305 | 电涡流探头 0–2000 μm (适用 C5005 & C5007 涂层测厚仪) |
| CA202 | 电涡流直角探头 0–1000 μm (适用 C5004 & C5006 涂层测厚仪) |
| NC102 | 电涡流探头校准证书 |



Paint Test Equipment

校准箔

用于校准涂层测厚仪的校准箔。

显示的所有值均为标称值。

校准箔误差范围: $\pm 2\%$ 。

一包八个, 装在一个防护包里。

可选配可追溯至UKAS的校准证书。



订货编号

- | | |
|-------|--|
| F2001 | 校准箔 0–1000 μm (25, 50, 75, 125, 175, 250, 500, 750 μm) |
| F2002 | 校准箔 0–40mils (1, 2, 3, 5, 7, 10, 20, 30mils) |
| F2003 | 校准箔 0–2000 μm (50, 250, 500, 750, 1000, 1250, 1500, 2000 μm) |
| F2004 | 校准箔 0–80mils (2, 10, 20, 30, 40, 50, 60, 80mils) |
| F2005 | 校准箔 0–5.00mm (50, 250, 500, 750, 1000, 1500, 2000, 3000 μm) |
| F2006 | 校准箔 0–200mils (2, 10, 20, 30, 40, 60, 80, 120mils) |
| F2007 | 校准箔 1–20.0mm (5, 9.5, 15mm) |
| F2008 | 校准箔 1–800mils (200, 360, 600mils) |
| FV001 | 特殊范围校准箔, 可从下列中选取8个值: 12, 25, 37, 50, 63, 75, 100, 125, 150, 175, 190, 200, 225, 250, 275, 300, 350, 375, 500, 625, 750, 1000, 1250, 1500, 2000, 3000 μm
(也可根据需求提供mils单位的箔) |
| NC002 | 校准箔的校准证书 |
| Z1003 | 铁零板 |
| Z1004 | 铝零板 |
| Z1005 | 铁零板 (大, 适用1–20mm量程涂层测厚仪) |



Paint Test Equipment



350 400 450 500 550 600 650 700 750

300 275 250 225 200 175

25 50 75 100 125 150

Paint Test Equipment
Wet Film Gauge



www.paint-test-equipment.com
Microns

900 1000 1150 1250 1400 1500 1650 1800 2000

湿膜测厚仪



Paint Test Equipment

湿膜测厚仪

湿膜测厚仪可以在涂层仍然湿润时测量油漆厚度。



湿膜测厚仪由铝制成，既可以保存有湿膜厚度记录，也可以在溶剂中清洗并重复使用。

应在涂覆涂层后尽快测量湿膜厚度，方法是将湿膜测厚仪轻压在涂层的平坦表面上，使其接触基材。在移除测厚仪之前，留出足够的时间让涂层湿润齿牙。

现在可以通过观察齿牙的基部来判断涂层厚度。涂层厚度测量位于有涂层的齿牙和下一个没有涂层的齿牙之间。

技术参数

材料：铝。

齿数：30

齿值：25, 50, 75, 100, 125, 150, 175, 200, 225, 250, 275, 300, 350, 400, 450, 500, 550, 600, 650, 700, 750, 900, 1000, 1150, 1250, 1400, 1500, 1650, 1800, 2000 μm 。

符合标准


ISO 2808 和 ASTM D4414。



Paint Test Equipment

供货范围

一包10个，亦可单独购买。



订货编号

W5001 湿膜测厚仪 (铝) 25–2000 μ m (10个一包)

NWC01 湿膜测厚仪 (铝) 合格证



Paint Test Equipment



喷涂检测套装



Paint Test Equipment

喷涂检测套装

喷涂检测套装包含使用以下设备进行喷砂清理钢材测试和涂层检查所需的所有基本设备。



Testex粗糙度复制胶带 / 拓片纸

对喷砂处理后的钢材表面轮廓测量

金属表面含盐量测试

对喷砂处理后的钢材表面进行盐类和腐蚀物测定。

防尘胶带测试

对喷砂处理后钢材表面上灰尘颗粒的数量和大小进行评估。

露点仪

对喷砂处理后的钢材表面进行冷凝概率测试。

湿膜测厚仪

湿膜测厚仪测量湿膜厚度。

涂层测厚仪

涂层测厚仪测量干膜厚度。

喷涂检测套装包含一台C5001量程0–1000 μm 的磁感应涂层测厚仪。也可根据需求选择其他型号的涂层测厚仪，以满足较厚涂层和有色金属基材的测量要求。

符合标准

拓片纸: ISO 8503-5, ASTM D4417 和 NACE SP0287.

盐分测试: ISO 8502-6 和 ISO 8502-9.

防尘胶带测试: ISO 8502-3.

露点仪: ISO 8502-4.

湿膜测厚仪: ISO 2808 and ASTM D4414.

涂层测厚仪: ISO 2008, ISO19840, ISO 2360, ISO 1461, ISO 2063, ASTM D7091, ASTM E376 and ASTM G12.



Paint Test Equipment

供货范围

Testex粗糙度复制胶带 / 拓片纸 (50枚) 拓片纸和抛光工具。

Bresle 盐分测试贴片 (35枚), 电导率仪, 500ml 去离子水, 5ml 带针注射器, 校准溶液 (14ml), 调节溶液 (14ml) and 25ml 烧杯。

灰尘测试胶带 (每卷60m), 灰尘测试比较器 (一包 50个) 和 X10 照明放大镜。

露点仪和湿度传感器。

湿膜测厚仪 (每包5枚)。

涂层测厚仪 (C5001), 磁感应探头, 8个校准箔和铁零板。

可选配可追溯到UKAS的校准证书。

订货编码

K3001 喷涂检测套装

NK002 喷涂检测套装校准证书



Paint Test Equipment



电火花检测仪



Paint Test Equipment



电火花检测仪

Holiday Detector是一种直流电压电火花检测仪，用于检测导电基底上绝缘涂层中的针孔和缺陷。

如果让涂层提供有效的防腐蚀保护，则必须尽早检测到所有最终导致腐蚀的针孔或缺陷，最好是在涂覆涂层后立即进行检测。

测试电压具有高阻抗，能够进行安全测试，并且不会损坏涂层或造成烧伤痕迹。

Holiday Detector是一种小巧便携的仪器，操作人员可以使用提供的手提包轻松随身携带。

技术参数

精度: $\pm 1\%$.

分辨率 S4001: 0.01kV.

分辨率 S4002 & S4003: 0.1kV.

电压类型: DC.

符合标准

ISO 29601, ISO 2746, ASTM D5162, ASTM G62, NACE SP0274, NACE SP0188 and NACE SP0490.



Paint Test Equipment

供货范围

装在工业泡沫填充手提箱中，配有高压探头、金属刷、10米接地电缆和手提箱。

可选配可追溯到UKAS的校准证书。



订货编码

- | | |
|-------|--|
| S4001 | 电火花检测仪 0.5–6Kv (最大测试厚度 1100 μ m) 含高压手柄 |
| S4002 | 电火花检测仪 1–20Kv (最大测试厚度 3700 μ m) 含高压手柄 |
| S4003 | 电火花检测仪 1–30Kv (最大测试厚度 8000 μ m) 含高压手柄 |
| NS001 | 电火花检测仪校准证书 |
| SS003 | 10m 接地线 |
| SA004 | 20m 接地线 |
| SS001 | 带刷探头 |
| SS002 | 高压手柄 |



Paint Test Equipment

排刷

黄铜材质的排刷用于测试大平面区域的涂层。

所有排刷都配有连接器组件。



订货编码

SA502 排刷 200mm (8") Broad

SA503 排刷 500mm (20")



Paint Test Equipment

圆刷

黄铜材质的圆刷用于测试管道内壁上的涂层。

所有刷子都配有连接器组件。



订货编码

SA302	圆刷 & 组件 2" (51mm)
SA303	圆刷 & 组件 3" (76mm)
SA304	圆刷 & 组件 4" (102mm)
SA306	圆刷 & 组件 6" (152mm)
SA308	圆刷 & 组件 8" (203mm)
SA310	圆刷 & 组件 10" (254mm)
SA312	圆刷 & 组件 12" (305mm)



Paint Test Equipment

环形弹簧

环形弹簧用于测试管道外壁上的涂层。

所有环形弹簧都需要SA490环形弹簧连接组件。一个连接组件可用于多个环形弹簧。



订货编码

SA404	环形弹簧 4" (102mm)
SA406	环形弹簧 6" (152mm)
SA408	环形弹簧 8" (203mm)
SA410	环形弹簧 10" (254mm)
SA412	环形弹簧 12" (305mm)
SA414	环形弹簧 14" (356mm)
SA416	环形弹簧 16" (406mm)
SA418	环形弹簧 18" (457mm)
SA420	环形弹簧 20" (508mm)
SA424	环形弹簧 24" (610mm)
SA430	环形弹簧 30" (762mm)
SA436	环形弹簧 36" (914mm)
SA442	环形弹簧 42" (1067mm)
SA448	环形弹簧 48" (1219mm)
SA490	环形弹簧连接组件




Paint Test Equipment

延长杆

绝缘延长杆可将刷子和环状弹簧延伸到需要长距离的应用场合。

当使用圆形刷伸入长管道时，延长杆可以互相连接，以形成更长的长度。



订货编码

SA002 延长杆 500mm (20")

SA003 延长杆 1000mm (40")



Paint Test Equipment

附着力测试仪

附着力测试仪是目前可用的最准确、最通用的附着力测试仪之一。它可以轻松而精确地测量所涂涂层的粘合强度。



The adhesion is measured by the tensile pull on a Dolly glued to the coating surface. The force is applied through the centre of the Dolly by a hydraulically loaded pin. This ensures an exactly central point-loading of the force.

The maximum value achieved at pull-off is recorded by a reset needle that is easily read on the large scale of the pressure gauge.

Ensures effective quality control with a non-destructive capability. To allow the specification minimum to be proven, the dolly can be removed using the heated dolly remover supplied. If necessary, the dolly can be left in place for testing during service as part of a planned maintenance programme.

Specification

Pressure Gauge resolution: psi 20, Mpa 0.2.

Accuracy: $\pm 1\%$ FSD.

Compliance

ISO 4624 and ISO 16276-1 and ASTM D4541.

The Right Angle version of the Adhesion Tester enables the user to test the adhesion of coatings inside pipes with a minimum diameter of 150mm (6").





Paint Test Equipment

Supply

Supplied in an industrial foam-filled Carrying Case with 5 Flat Dollies, Adhesive, Heated Dolly Remover, Dolly Cleaning Tool and Dolly Plug.

The Calibration Certificate with traceability to UKAS is an optional extra.



Ordering

- X1003 Analogue Adhesion Tester (Standard) 0–3500psi (0–25MPa)
- X1004 Analogue Adhesion Tester (Right angle) 0–3500psi (0–25MPa)
- NX001 Adhesion Tester Calibration Certificate
- XS101 Spare Flat Dolly
- XS102 Spare Turbo Fuse Adhesive
- XS103 Spare Dolly Plug (pack of 5)



Paint Test Equipment

Concave Dollies

The Adhesion Tester can test external surfaces of pipes. Because the load reacts internally within the dolly, curved surfaces of pipes can be easily tested.

To obtain a uniform tensile load, Concave Dollies machined to match the diameter under test need to be used. External diameters as small as 51mm (2").



Ordering

XA201	Concave Dolly 2" (51mm)
XA202	Concave Dolly 3" (76mm)
XA203	Concave Dolly 4" (102mm)
XA204	Concave Dolly 6" (152mm)
XA205	Concave Dolly 8" (203mm)
XA206	Concave Dolly 10" (254mm)
XA207	Concave Dolly 12" (305mm)
XA208	Concave Dolly 14" (356mm)
XA209	Concave Dolly 16" (406mm)
XA210	Concave Dolly 18" (457mm)
XA211	Concave Dolly 20" (508mm)
XA212	Concave Dolly 24" (610mm)
XA213	Concave Dolly 30" (762mm)
XA214	Concave Dolly 36" (914mm)



Paint Test Equipment

Convex Dollies

The Adhesion Tester can test internal surfaces of pipes. Because the load reacts internally within the dolly, curved surfaces of pipes can be easily tested.

To obtain a uniform tensile load, Concave Dollies machined to match the diameter under test need to be used. Internal diameters as small as 152mm (6") can be tested.



Ordering

XA215	Convex Dolly 6" (152mm)
XA216	Convex Dolly 8" (203mm)
XA217	Convex Dolly 10" (254mm)
XA218	Convex Dolly 12" (305mm)
XA219	Convex Dolly 14" (356mm)
XA220	Convex Dolly 16" (406mm)
XA221	Convex Dolly 18" (457mm)
XA222	Convex Dolly 20" (508mm)
XA223	Convex Dolly 24" (610mm)
XA224	Convex Dolly 30" (762mm)
XA225	Convex Dolly 36" (914mm)



Paint Test Equipment



Testex Replica Tape



Paint Test Equipment

Testex Replica Tape

A unique replica technique and a snap gauge enable accurate, blast-cleaned surface profile measurements. Testex Replica Tape makes Surface replicas easy to obtain and produces average maximum peak-to-valley readings that ensure optimum blasting effectiveness. Replicas can be retained for future needs.



The Replica Tape Gauge is used to measure the Testex Replica Tape replica and determine the average maximum peak-to-valley height of the blasted profile.

Principle

The replica film in the Testex Replica Tape consists of a layer of crushable plastic microfilm coated onto a polyester substrate of a highly uniform thickness 50µm (2mil). When compressed against a hard surface, the Microfoam collapses to about 25% of its original thickness.

During compression the foam acquires an impression of the surface against which it is burnished. The highest peaks on the test surface displace the fully compressed foam and come to rest against the polyester substrate. The deepest valleys on the test surface create the highest peaks on the replica.

This method measures an average maximum peak-to-valley profile. The anvils of the Replica Tape Gauge flatten the replica profile slightly so that the reading equates to an average maximum value.

Specification

Replica Tape Gauge accuracy: $\pm 1\%$ FSD.

Temperature: Produces accurate replicas on surface temperatures of -10 to +65°C.

Storage: Do not expose the Testex Replica Tape to any extremes of temperature or daylight.

Shelf Life: The replica foam has no expiry date. The only degeneration is the adhesive on the Tape.

We would recommend that the Tape is used within a 12-month period from date of purchase.

Compliance

ISO 8503-5, ASTM D4417 and NACE SP0287.



Paint Test Equipment

Supply

The Replica Tape Gauge is supplied in an industrial foam-filled Carrying Case with Testex Replica Tapes Coarse and X Coarse and a Burnishing Tool.

The Replica Tape Gauge Calibration Certificate with traceability to UKAS is an optional extra.




Ordering

- | | |
|-------|--|
| R1001 | Testex Replica Tape Coarse (50 impressions) 20–64 μ m (0.8–2.5mils) |
| R1002 | Testex Replica Tape X Coarse (50 impressions) 40–115 μ m (1.5–4.5mils) |
| R1004 | Replica Tape Gauge. Inc Testex Tapes Coarse & X Coarse |
| NR001 | Replica Tape Gauge Calibration Certificate |
| NRC02 | Testex Replica Tape Conformance Certificate |
| RS001 | Spare Burnishing Tools (pack of 10) |



Paint Test Equipment



Surface Roughness Comparator



Paint Test Equipment

Roughness Comparator

A precision nickel Comparator plate for grit and shot-blast surface roughness comparison measurement.



When steel has been blast-cleaned, the surface consists of random irregularities with peaks and valleys that are not easily characterised. Because of this random nature, experts have recommended that the profile should be identified as either angular (where grit abrasives have been used) or dimpled (where shot abrasives have been used) and that they should be graded as fine, medium or coarse with each grade being defined by limits specified in ISO 8503.

The Roughness Comparator method is applicable to steel surfaces that have been blast-cleaned with either metallic or non-metallic abrasives to grades Sa 2½ and Sa 3.

When a mixture of shot and grit abrasives are used to blast-clean a substrate, the Grit Surface Roughness Comparator should be used.

Specification

Profile Segment 1: Grit 25µm. Shot 25µm.

Profile Segment 2: Grit 60µm. Shot 40µm.

Profile Segment 3: Grit 100µm. Shot 70µm.

Profile Segment 4: Grit 150µm. Shot 100µm.

Compliance

ISO 8503-1, ISO 8503-2 and ASTM D4417.



Paint Test Equipment

Supply

The Roughness Comparator is supplied in a protective Wallet.

A X5 Illuminated Magnifier for viewing the Comparator is available has an optional extra.



Ordering

R2006	Roughness Comparator Grit
R2007	Roughness Comparator Shot
RA001	Illuminated Magnifier X5. Includes Carrying Case
NRC01	Roughness Comparator Conformance Certificate



Paint Test Equipment



Bresle Patch Test



Paint Test Equipment

Bresle Patch Test

The Bresle Test will measure water-soluble salts and corrosion products on blast-cleaned steel. These compounds are almost colourless and are localized at the lowest point of the rust pits.



If they are not removed prior to painting, chemical reactions can result in blister formation and accumulations of rust that destroy the adhesion between the substrate and the applied protective coating.

Specification

Conductivity Meter Accuracy: ± 2 .

Conductivity Meter range: 0–1999 μ S/cm.

Conductivity Meter resolution: 1 μ S/cm.

Storage: Do not expose the Bresle Patches to any extremes of temperature or daylight.

Shelf Life: The only degeneration on the Bresle Patches is the adhesive if exposed to extremes of temperature.

We would recommend that the Bresle Patches are used within a 12-month period from date of purchase.

Compliance

ISO 8502-6 and ISO 8502-9.



Paint Test Equipment

Supply

Supplied in an industrial foam-filled Carrying Case with Bresle Patches (pack of 35), Conductivity Meter, 500ml Deionised Water 500ml, 5ml Syringe with Needle, Calibration Solution (14ml) Conditioning Solution (14ml) and 25ml Beaker.

The Conductivity Meter Calibration Certificate with traceability to UKAS is an optional extra.



Ordering

- | | |
|-------|---|
| P2005 | Bresle Test. Includes 35 Bresle Patches |
| PS002 | Bresle Patches (pack of 35) |
| PS003 | Spare Deionised Water (500ml) |
| PS004 | Spare Syringes with Needles (pack of 10) |
| PS005 | Spare Conductivity Meter Calibration Solution (14ml) |
| PS006 | Spare 25ml Beakers (pack of 5) |
| PS007 | Spare Conductivity Meter Sensor Measurement Head |
| PS008 | Spare Conductivity Meter Conditioning Solution (14ml) |
| NP001 | Conductivity Meter Calibration Certificate |
| NPC01 | Conductivity Meter Calibration Solution Conformance Certificate |
| NPC04 | Bresle Patches Conformance Certificate |



Paint Test Equipment



Dust Tape Test



Paint Test Equipment

Dust Tape Test

Assess the quantity and size of dust particles on steel surfaces prepared for painting. Dust particles on blast-cleaned steel surfaces may reduce the adhesion of applied coatings, and by absorbing moisture may promote the corrosion of the steel surface.



Accumulation of dust particles occurs more naturally on horizontal surfaces, the interior of pipes and in structural cavities. Inspection should be carried out to ensure that such areas are adequately cleaned and free from dust particles before painting.

The Dust Test Comparator shows 5 classifications of dust particles and 4 sections of contrasting backgrounds where the Tape can be applied.

The Dust Tape Test is suitable for the assessment of dust particles retained after blast-cleaning on rust grades A, B and C.

Because of the limited elasticity of the Tape, it is not possible to penetrate into the deep pits present on blast-cleaned steel rust grade D.

Specification

Tape adhesion strength: 190nN/metre.

Tape width: 25mm (1").

Tape length: 60 metres.

Tape Storage: Do not expose the Tape to any extremes of temperature or daylight.

Tape Shelf Life: We would recommend that the Tape is used within a 12-month period from date of purchase.

Compliance

ISO 8502-3.



Paint Test Equipment

Supply

Supplied in an industrial foam-filled Carrying Case with Dust Test Tape (60m roll), Dust Test Comparator and X10 Illuminated Magnifier.



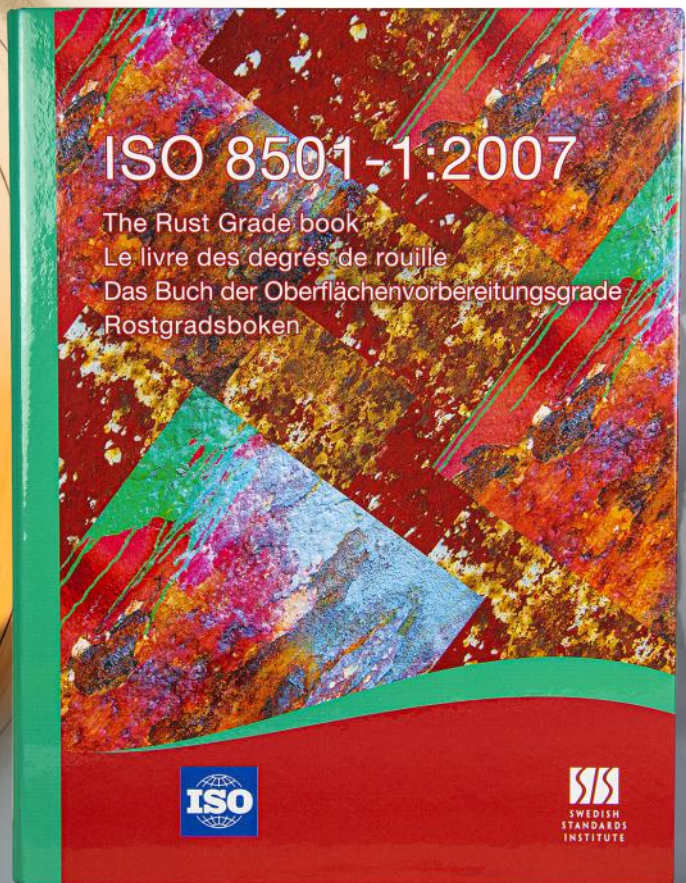
Ordering

- P4001 Dust Tape Test. Includes Dust Test Tape & Dust Test Comparator
- PS201 Spare Dust Test Tape 25mm (1"). 60m Roll
- PS202 Spare Dust Test Comparator

- NPC05 Dust Test Tape Conformance Certificate
- NPC06 Dust Test Comparator Conformance Certificate



Paint Test Equipment



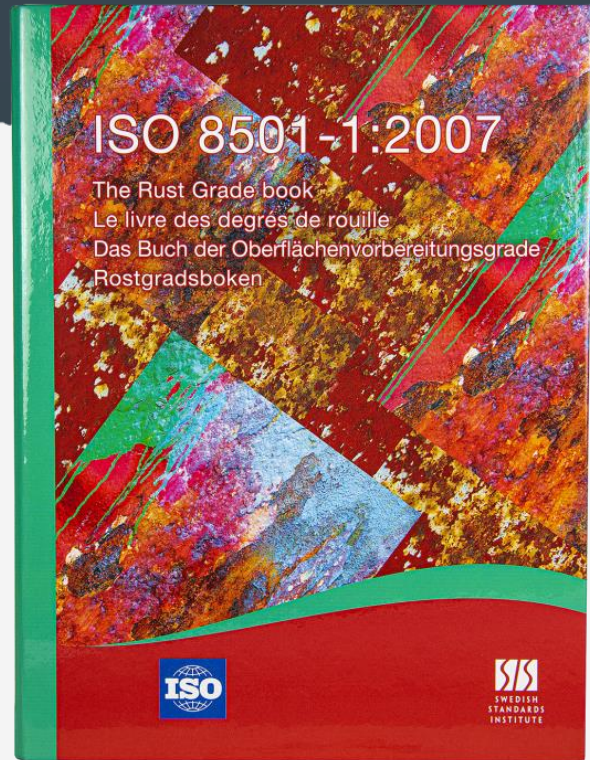
Rust Grade Book



Paint Test Equipment

Rust Grade Book

The Rust Grade Book specifies a series of Rust Grades and Preparation Grades of blast-cleaned steel surfaces. The various Grades are defined by written descriptions together with photographs.



The Book identifies four levels (designated as Rust Grades) of mill scale and rust that are commonly found on surfaces of uncoated erected steel and steel held in stock. It also identifies certain degrees of visual Cleanliness (designated as Preparation Grades) after surface preparation of uncoated steel surfaces and of steel surfaces after overall removal of any previous coating.

Four Rust Grades, designated A, B, C, and D respectively are specified.

There are also fourteen Preparation Grades by blast-cleaning, indicating the degree of cleaning, together with detailed descriptions of the surface appearance to the following Sa Grades.

- Grade Sa 1. Light blast-cleaning.
- Grade Sa 2. Thorough blast-cleaning.
- Grade Sa 2½. Very thorough blast-cleaning.
- Grade Sa 3. Blast-cleaning to visually clean steel.

Specification

Compiled by: ISO.

Edition: Second. 2007-05-01.

Translation: English, French, German & Swedish.

Compliance

ISO 8501-1



Paint Test Equipment

The Rust Grades and Preparation Grades shown are examples taken from the Rust Grade Book to show the quality of the pictures and to assist with the understanding of the book.



Ordering

- U1007 Rust Grade Book (ISO 8501-1)
- NPC08 Rust Grade Book Conformance Certificate



Paint Test Equipment



Dewpoint Meter



Paint Test Equipment

Dewpoint Meter

The Dewpoint Meter enables testing for the estimation of the probability of condensation on a surface to be painted and establishing whether conditions are suitable for painting or not.



The steel surface temperature generally should be at least 3°C above the dew point when paints are applied. Below this temperature the Dewpoint Meter will sound an alarm and the display colour will change to warn you that the surface conditions are not suitable to paint.

Measurements of relative humidity, dew point, air temperature, Surface temperature and surface temperature proximity to dew point (delta T) are shown.

Built in infrared thermometer for surface temperature measurements.

Interchangeable Humidity Sensor allows the user to replace damaged or out-of-calibration-date Sensor.

Specification

Accuracy Humidity Sensor: 10–90% ±2%rh.
0–10/90–100% ±3%rh.

Resolution Humidity Sensor: 0.1%rh.

Resolution Temp: 0.1°C (0.2°F).

Accuracy infrared Thermometer: ±2%.

Range infrared Thermometer: -20°C to 80°C.
(-4°F to 176°F)

Compliance

ISO 8502-4.



Paint Test Equipment

Supply

Supplied in an industrial foam-filled Carrying Case with a Humidity Sensor.

The Calibration Certificates with traceability to UKAS are an optional extra.

IR Based – With 12:1 (D:S) Ratio
Range -4°F to 176°F (-20°C to 80°C)
Accuracy $\pm 3.6^\circ\text{F}$ ($\pm 2^\circ\text{C}$)



Ordering

- H4001 Dewpoint Meter 1–100%rh/-10 to 70°C (14–160°F). Inc Humidity Sensor
- HS301 Spare Humidity Sensor 0–100%rh/-10 to 70°C (14 to 160°F)
- NH101 Humidity Sensor Calibration Certificate
- HA001 PC Download Cable

About Us

Paint Test Equipment is a global leader in the manufacture of specialist test equipment specifically for the industrial painting and coating industries for the protection of steel assets from corrosion, mainly in the oil, renewables and steel construction sectors. We have over 30 years experience and extensive knowledge in delivering practical solutions in supporting our customers with world class products for corrosion prevention.

Prevention of corrosion on steel is essential to extend the asset lifetime, optimise performance and minimise downtime for expensive maintenance work. Using Paint Test Equipment products ensures that industrial coatings are applied to the highest achievable quality standards of ISO compliance.

We supply small, medium and multinational companies with the full range of technologies and innovations in our unrivalled portfolio of products for our customers to grow their business and enhance profits through cost effective corrosion management equipment.

Paint Test Equipment is committed to providing proactive and innovative solutions to meet customer requirements for the highest quality, user friendly inspection equipment. Paint Test Equipment is the partner of choice.

Paint Test Equipment reserves the right to alter specifications without prior notice.
Copyright Paint Test Equipment 2023.



Paint Test Equipment

www.paint-test-equipment.com

Tel: +44 (0)1260 275614
e-mail: sales@paint-test-equipment.com